

# Sculpture Challenge Box

A great warm up before tackling any sculpture project. The strength of this activity is that it makes students think about all the ways you can connect materials together. It is fantastic for building art vocabulary too, with words popping up all over the place such as 'protrude', 'embed', 'fasten', 'balance' and 'fortify'.

## Make your own

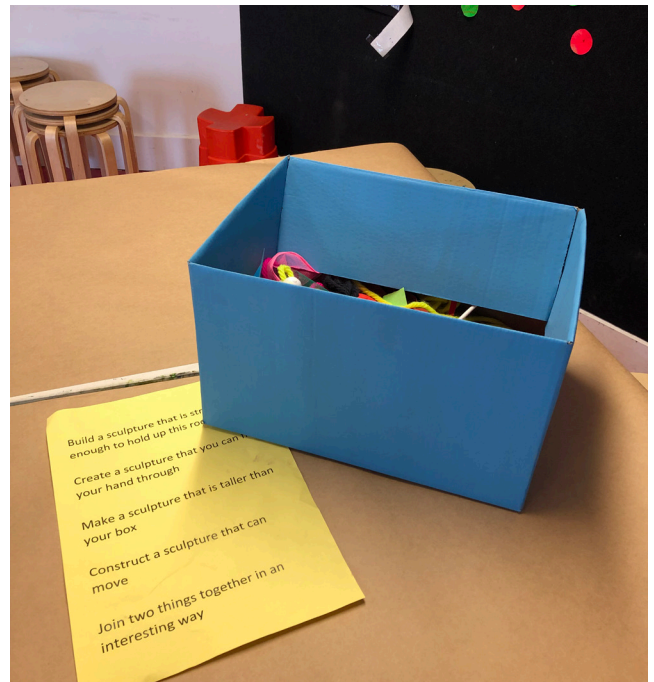
Find 5 old boxes and fill them with different materials. Cloth, card, straws, pegs, hole punch, string, clay, blue tack. Anything goes.

Students work in groups to answer the challenges. You can do any challenge you can think up but some successful ones are:

- Build a sculpture that is strong enough to hold up this rock
- Construct a sculpture that can move
- Join two things together in an interesting way
- Make a sculpture taller than this ruler



You can also try abstract challenges too. 'Make a sculpture that is loud, make a sculpture that is quiet' or emotive ones 'Make a sad sculpture or an angry sculpture'.

Multipurpose- This sculpture challenge box can be tweaked to be used in many different ways. Another idea is to use it as a storytelling device 'Tell us a story about a monster'.





## Students responding to challenges



## Students work informed by the Sculpture Challenge Box.




innovative wire wrapping to hold shell in place



Using a hole punch to fasten pendant (5 year olds!)



Anchoring spikes by splitting straws



# The Dowse Art Museum