

# DATA Selfie



Your objective today is to experiment with geometric and organic shapes to create a data selfie.

Data Definition: Factual Information

Materials needed: Crayons or markers and paper.

This project is a selfie! It is made up of your data (a fancy word for information) instead of a photo.

This lesson is inspired from Giorgia Lupi. To learn more go to

<https://ideas.ted.com/how-to-draw-your-own-selfie-using-your-personal-data/>

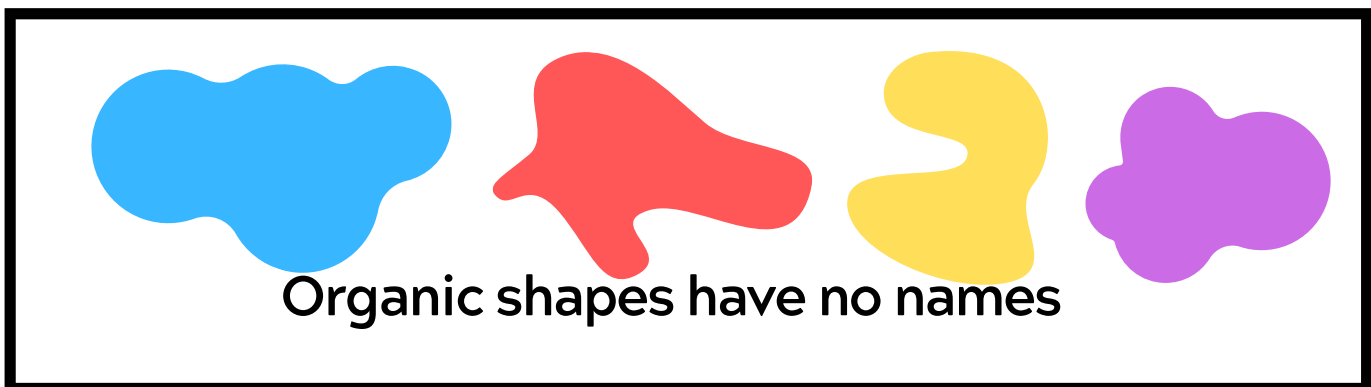
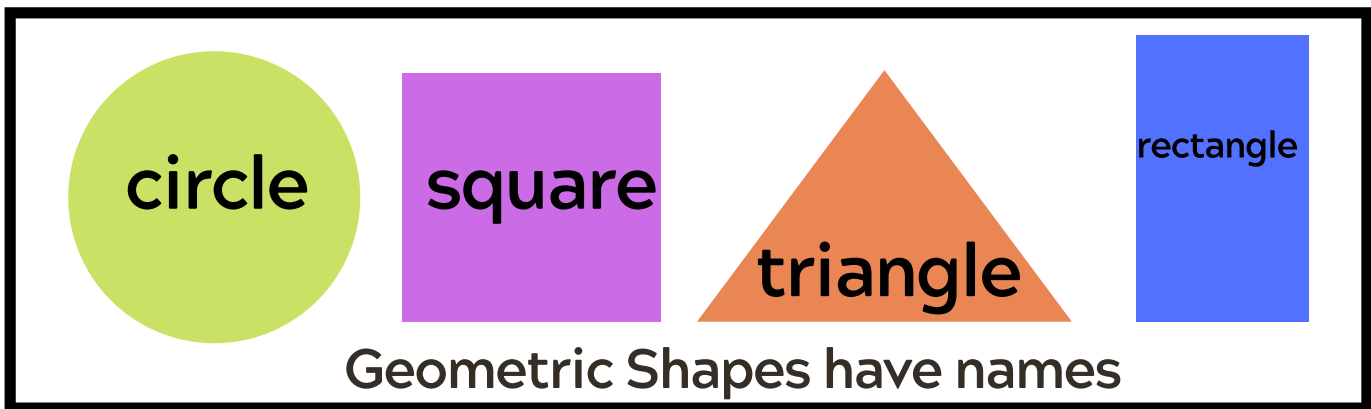
Follow the directions and have fun!

Materials: Paper, Markers or Crayons.

## SHAPES

Shapes are an ELEMENT OF ART. Think of it as an ingredient to art.

The ELEMENTS OF ART are line, shape, form, color, texture, space and value.




# ABSTRACT DATA Selfie



1. Which animal do you prefer? Add a circle, in the matching color, to the top left corner.

**RED** for cats  
**BLUE** for dogs



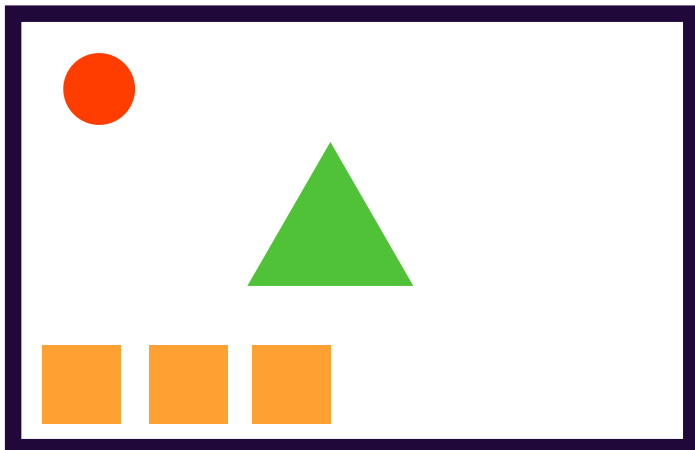
2. Which movie do you prefer? Add Add 3 squares, in the matching color, to the bottom left corner.

**RED** for Star War  
**YELLOW** for Minions  
**GREEN** for Frozen  
**ORANGE** for Boss Baby



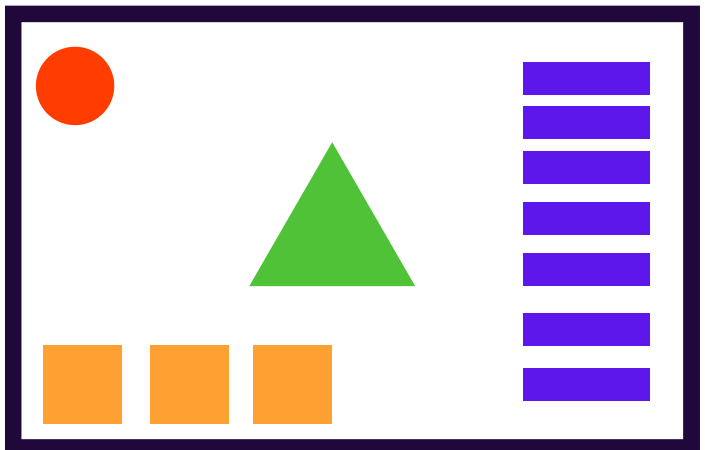
3. Which flavor do you prefer? Add a one triangle, in the matching color, to the middle of the page.

**PURPLE** for vanilla  
**BROWN** for chocolate  
**GREEN** for mint chip



4. How old are you? Add rectangles on the right side of the page. Add as many rectangles as you are old.

Example 4 years old = 4 rectangles.  
Choose your favorite color for the rectangles.

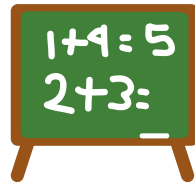


# ABSTRACT DATA Selfie




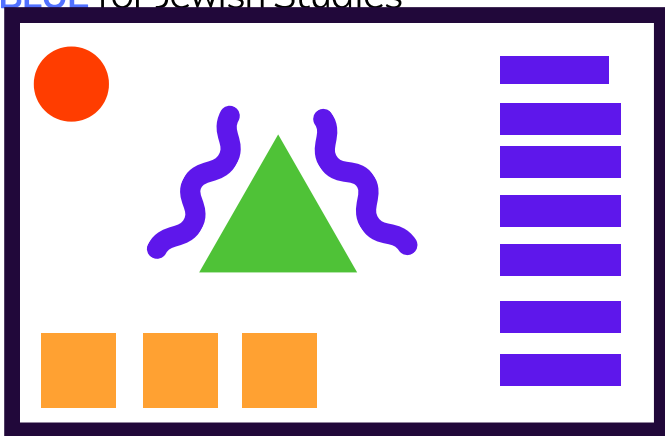
5. What is your favorite subject? Add a two way lines, in the matching color, to side each of the triangle

- PURPLE** for Art
- ORANGE** for Math
- BROWN** for Music
- RED** for Language Arts
- GREEN** for PE
- YELLOW** for Science
- BLUE** for Jewish Studies



6. Which food do you prefer? Add a one organic shape (fancy word for a blob), in the matching color, in-between the squares and rectangle

- PURPLE** for Pizza
- ORANGE** for Hamburger
- BLUE** for Hot Dog
- RED** for Fruit
- GREEN** for Salad
- YELLOW** for Chicken



7. Which activities do you like to do after-school? Add a zig-zag anywhere, in the matching color, for each activity. You can choose more than one

- PURPLE** painting
- ORANGE** sports
- BLUE** video games
- RED** swimming
- GREEN** for dancing
- YELLOW** TV



8. Which movie do you prefer? Add Add 5 dots, in the matching color, to any area.

- RED** for Beach
- YELLOW** for Pool

