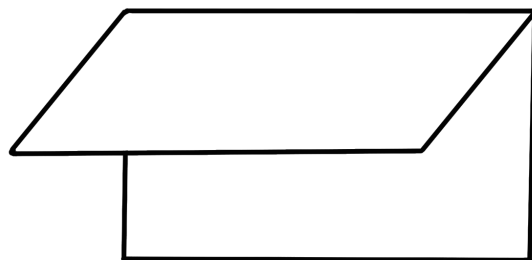




FOLDABLE FUN SURPRISE



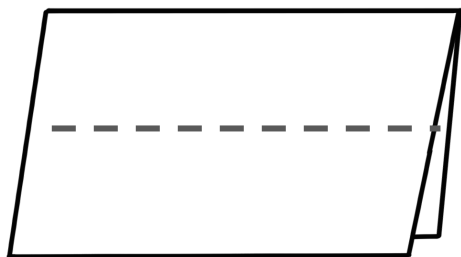
MATERIAL: PENCILS,
MARKERS OR CRAYONS



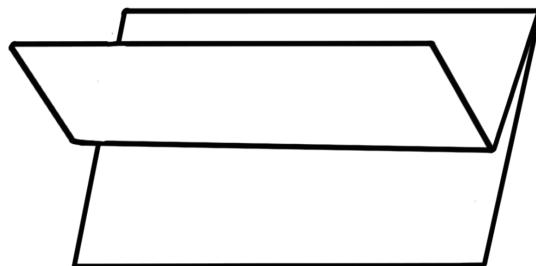
1. FOLD PAPER IN HALF.




2. FLATTEN TOP FOLD.



3. FOLD ON DOTTED LINE.



4. FOLD ON DOTTED LINE.

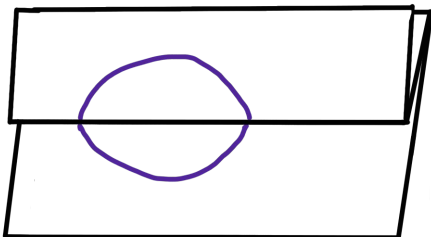


6. PRESS TOP.

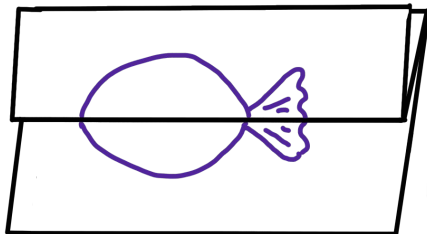





FOLDABLE FUN SURPRISE



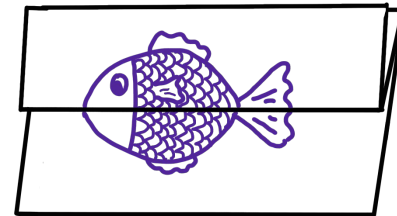
1. Draw half of the oval on top of fold and half below fold.




2. Add tail.



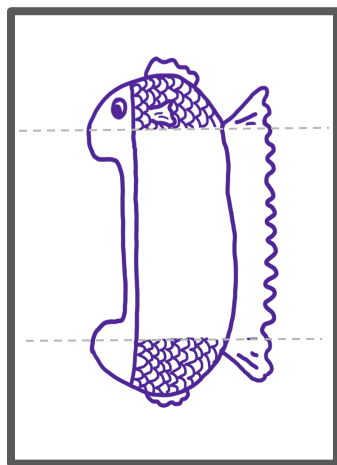
3. Add eye and fins.




4. Add scales.





5. Open paper.



6. Connect lines.



7. Add details.





FOLDABLE FUN SURPRISE



1. Draw curve on top of fold and wavy line below fold.



2. Add cone.



3. Open paper & add curved line.




4. Add curved line.



5. Add more ice cream.



6. Add sprinkles.



7. Make top and bottom ice cream same color.



@SHOSHART