


Year 10 Caricature Designs

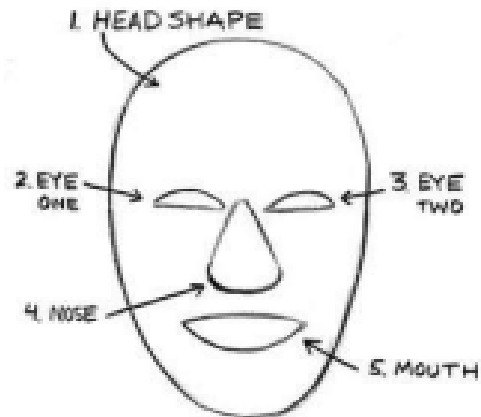


Caricature drawings

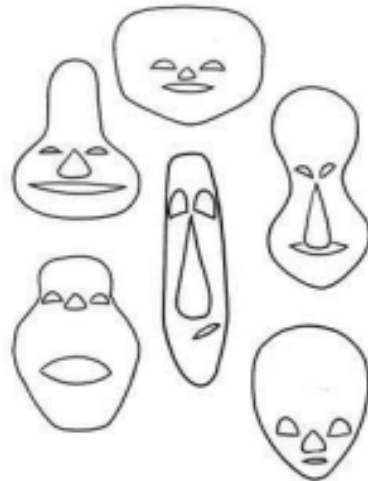
Every component of the body with a simple foundation. The human face is made-up of five simple shapes. Manipulating the foundations of the five simple shapes is the largest component in drawing your caricatures. Exaggerations, distance, size, and angles are of the upmost important features in your drawings.

Relationships between angles, sizes, distances in the various faces you are drawing will always be different. It is easier to start with the basic five shapes and work from there. Keep it simple 😊

The 5 Shapes



Some Simple Variations of the Relationships of the 5 Shapes



Task 1

Select one of these celebrity photos and or select your own famous person and draw your own caricature of them.


Make sure you use the 5 shapes effectively the facial features that you think are most important.

Use whatever materials you have around the house, pen, pencil, coloured pencil or felts.



Task 2

Dan Meth is a street artist who uses adverts and adds on his own cartoon heads.



Using the image below or magazines you have at home, add in your own unique cartoon heads, the weirder the better. You could theme your drawing – all animals, all insects, all monsters. Have fun 😊



Task 3

Miss Bluck is looking for original cartoons for The Hill Magazine. She wants all kinds of styles and characters to decorate each page of the school magazine. The cartoons should be doing all kinds of different activities that are related to school - sports, science experiments, Maths, cooking, building, arts, playing instruments, having fun with friends, etc.....

These drawing can be in pencil, or pen and can be coloured in with colour pencils or felt tips.

Here is an example from one of the year 10 students

