

Think of anatomy and physics

As a way Look up online tutorials in figure/gesture drawing


[Figure Drawing - Gesture - YouTubehttps://www.youtube.com › watch](https://www.youtube.com/watch?v=...)

[Line Drawing: A Guide for Art Students137.6K Total Shares](#)

[On return you should have](#)

[A collection of images](#)

[A collection of exploratory drawing](#)



COMPULSORY

ARTISTIC RESEARCH Task 2

Perspective: Life in Ruins

Man made structures in nature


Take photos of abandoned or deteriorating man made structures where nature is claiming back space. Houses, bridges, industrial buildings, boats, cracks in the foot path.

Research and collect images online that interest you in this topic. Old castles, houses, factories, hospitals, parks. Abandoned objects, cars, chairs, instruments, temples, statues, war planes, trains. They could be underwater, in jungles or still in urban environments. Practice pencil drawing techniques. Use organic pencil marks (Cross hatch, scribbling, stippling) to explore the natural elements. Use line and tone to explore the man made elements.

[On return you should have](#)

[A collection of images](#)

[A collection of exploratory drawing](#)



A photo I took on my local walk this week at the park

Creative unit one

This is our time to be present and grateful for small comforts

Create 5 pieces using any medium of choice. You should all have a sketching pencil, ink pen and coloured pencil from stationary order. You can use paint, ink, or digital painting.

Whatever you have available.

These pieces should represent small moments of peace, joy or comfort in your day.

They could be of nature: Sunset, bird in a tree, a flower, an insect

Or people in your "bubble"

A pet

An object that makes you feel good (for me it's a duck egg blue coffee mug)

Food

Connection with friend, books, entertainment

Take photos to use as objects of reference, if the subject is living or changeable.

Create these drawings in pencil, colour, or with wet mediums. Use the internet to research drawing/painting techniques. There are a lot of great online tutorials for drawing skills

le: If drawing a pet, think of tone and the direction of your pencil marks to create fur.

ARTIST STUDY FOR INSPIRATION

David Hockney is a master artist at observational/representational painting and drawing. He is experimental with many styles and mediums in his work.

Below are pieces of art, painted and drawn from observation using pencil, coloured pencil, pastel, water colour, iPad painting and Acrylic painting

CLICK LINK TO FIND OUT MORE ABOUT HIS ART


Click link below

[Who is David Hockney? – Who Are They? | Tate Kids](https://www.tate.org.uk/kids/explore/who-is/who-david-hockney)[https://www.tate.org.uk > kids > explore > who-is > who-david-hockney](https://www.tate.org.uk/kids/explore/who-is/who-david-hockney)

AND ABOUT HIS ART IN ISOLATION

[David Hockney shares exclusive art from Normandy. as 'a ...www.bbc.com > news > entertainment-arts-52109901](https://www.bbc.com/news/entertainment-arts-52109901)





Great, easy step by step tips in drawing still life

[Click link below](#)

[Still Life Techniques - Pencil Drawing - Artyfactorywww.artyfactory.com › still-life › still life pencil](#)

Sketching a dog/pet from a photograph

[Click link below](#)

[Draw a Dog From a Photograph - LiveAboutwww.liveabout.com › Drawing & Sketching › Tutorials](#)

Hand in is 5 drawing pieces, should be experimental with art materials, colour, tone, technique

CHOICE Creative unit two

Creative expression in art. Choose to represent the word “isolation” and then the word “connection” in a piece of expressionist art. Any style, any medium. Rather than working from an external reference, allow this piece to be inspired by your own creative ideas. You can use photographs or other artistic inspiration, but refrain from copying another artist’s work.

Research abstract art making. Using abstract painting techniques such as overlap, surrealism, dripping, scraping paint.

<https://www.studentartguide.com/articles/inventive-mixed-media-techniques>

here is a great resource on using mixed media

Hand in is two finished pieces and any studies (working drawings/plans/inspirational references)

