



# Cubism/distortion

## Gordon Magnin

Gordon Magnin is a Nevada based artist who works in photography, scans, collage, and altered found image. Magnin's interest lies in the inventive use of geometry, pattern, repetition, form, perspective, composition, and systematic operations as methods to distort and challenge the intended objective, interpretation, and significance of consumer based images.

<https://www.lensculture.com/gordon-magnin>





Task 1. Answer the following questions in your Art Digital google slide in your own words.


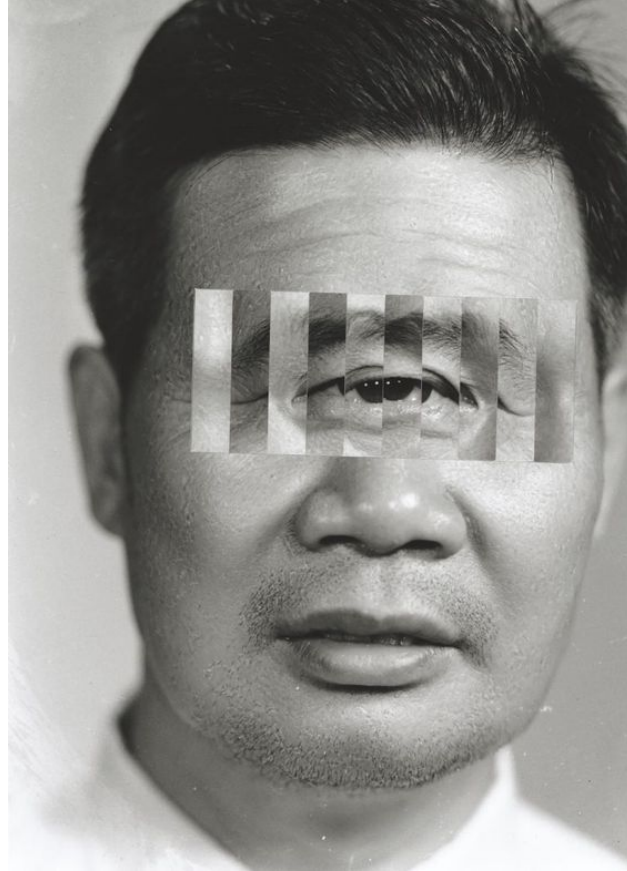

What do you think a 'consumer based image' is?

Why do you think the artist is interested in distorting 'consumer based images' with his edits.



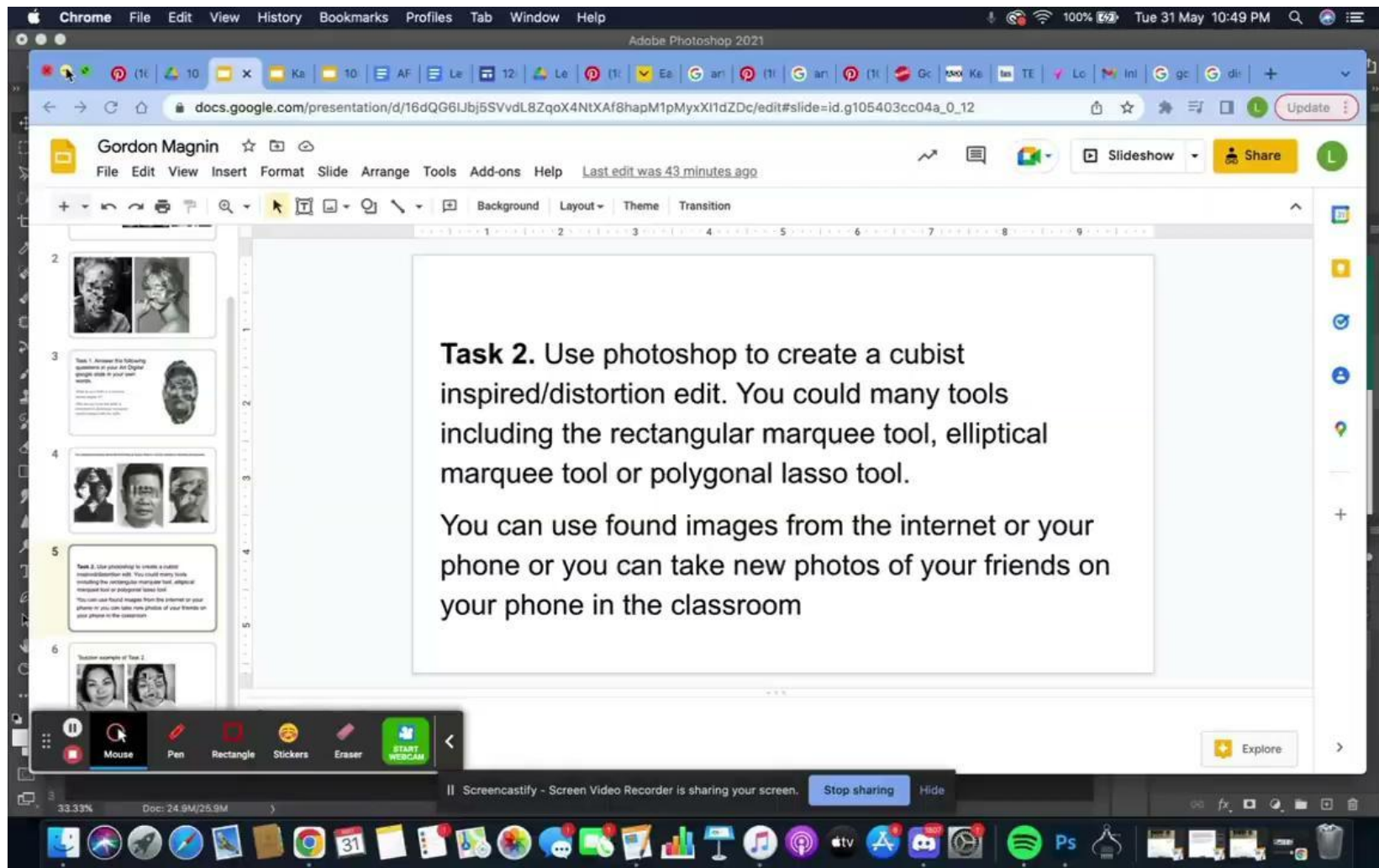


The collaboration between artists Kensuke Koike & Thomas Sauvin is another example of distortion and geometry.



**Task 2.** Use photoshop to create a cubist inspired/distortion edit. You could many tools including the **rectangular marquee tool, elliptical marquee tool or polygonal lasso tool.**


You can use found images from the internet or your phone or you can take new photos of your friends on your phone in the classroom





\*Reminder, if you want a perfect circle or square make sure you hold down the **shift key** when you're using the marquee or elliptical tool.

## Teacher example of Task 2.





**Homework - Bring in an object that represents you/your family for still life photography.**