

Visual Art: Overall learning theme “The explorer within”

LO: Continue to improve your observational drawing skills using the materials you will have at home.

Develop your imagination and ability to juxtapose images together to create new artworks. Develop personalised and new ways of thinking and viewing the world.

Experiment with different media and new forms of art work from home. Be open to potential links to photography and poetry.

Task and media

Draw an **eye** using
Black or blue biro/pen to recap our tonal work in class.

https://www.youtube.com/watch?v=o_PcLQwdEbw

<https://www.youtube.com/watch?v=-WR-FyUQc6I>

[How to draw realistic eye in Pen](#)



Possible developments

<https://www.youtube.com/watch?v=EEG2YbYn6IQ>



Self Portrait

Teach yourself how to draw a self portrait
Have a go with these tutorials

<https://www.youtube.com/watch?v=-WR-FyUQc6I>

How to Draw Faces

<https://www.youtube.com/watch?v=iMEBSQJYaAY&t=243s>

Fantasy figures

<https://www.youtube.com/watch?v=5kK71t-I-2w>

<https://www.ashcancomicspub.com/ashcan-comics-pub-how-to-draw-a-self-portrait-real-fantasy.html>



Tea stain ART

Create a series minimum of 10 exploratory tea wash images that can be developed into imaginative drawings. Tea bag art (Zentangle) to tea stain art. (ask folks first if you use tea)



Explore different tea strengths and imaginative images



Explore weighted tone with wash to create a portrait drawing that includes highlights (areas left white)



Task: Create a Surrealist image that juxtaposes at least 4 objects/subject matter together so that it appears seamless.

Artist models

Greg Craola Simpkins

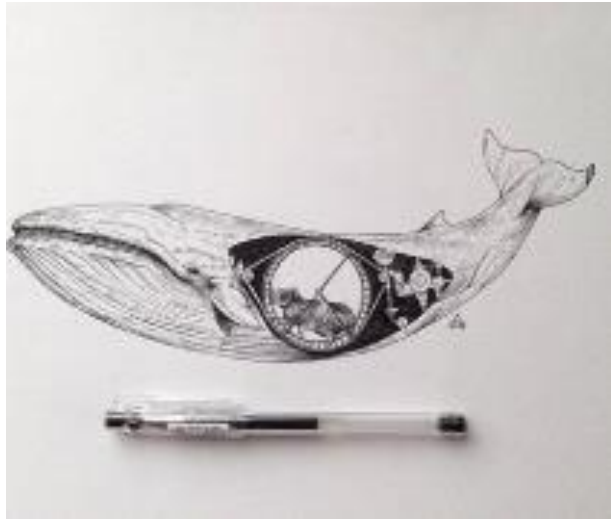
Using the skills, you have learnt with how to draw observational objects using a range of tones to create a sense of form

Pencil

Pen/Biro

Tea/Coffee

Use white paint and water colour pencils if you have them for highlights




Artist models

Redmar Hoekstra

Greg Carola Simpkins

Simon Prades



Greg Craola Simpkins artist model

Watch: Greg "Craola" Simkins - Good Knight

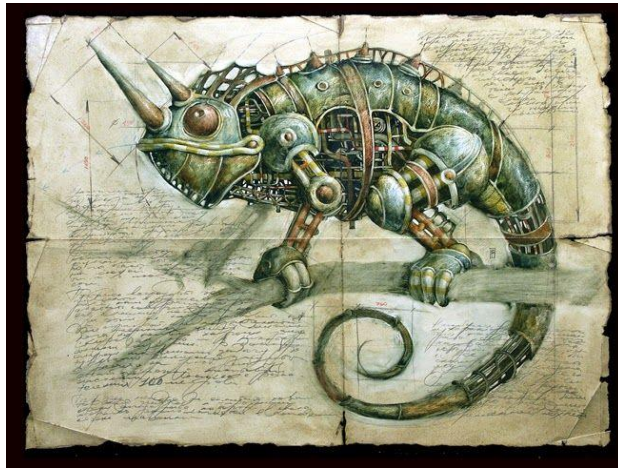
<https://www.youtube.com/watch?v=58lswdTQOc0>




Steampunk art

Task1: Combine mechanical house hold objects/animals into new Steampunk artefacts or figures

<https://www.designyourway.net/blog/inspiration/steampunk-art/>

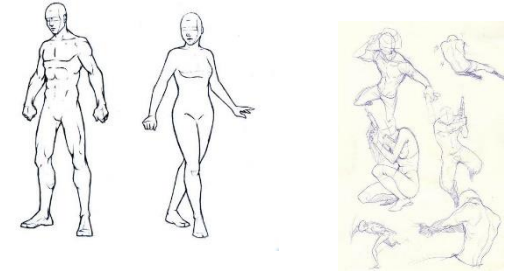


Process: Start with organic object (fish) and find inorganic mechanic subject matter (cogs) then combine ...




Steampunk fantasy art (medieval theme?)

Design own figure using your portrait and figure skills. You can use figure template online to start you off or a photo of yourself and draw/trace basic outline shape $\frac{3}{4}$ profile best)




BLACK OUT POETRY ART

Task: Create a black out poem from an old book or newspaper Black out Steam Punk Poem



Read: <https://medium.com/offbeat-poetry/the-history-of-blackout-poetry-ca8985f04c35>



Tasks: Close up to light

Task 2: Epic nature shots-inside, optical illusions

A 2x2 grid of black and white photographs. Top-left: A woman in a floral dress with a grid overlay on her face. Top-right: A woman's face with a grid overlay. Bottom-left: A pear on a surface with a grid overlay. Bottom-right: Two glasses of water on a table with a woman's face in the background and grid overlays.