

NAME:



VISUAL ARTS

1.1



THE STANDARD

Use Visual Arts practice to explore Aotearoa New Zealand's Māori foundational context and another cultural context

5 Credits

Due: Term 2 Week 5

UNPACKING THE STANDARD

MĀORI CONTEXT

YOUR CHOSEN CONTEXT



You are going to explore a **Māori cultural context** in relation to traditional taonga. You will also explore the cultural context of objects that are significant to you, and make connections between the Māori taonga you have recorded and your own significant objects.

ASSESSMENT CRITERIA

ACHIEVED

Use practice-based visual inquiry to **explore** Aotearoa New Zealand's Māori context and another cultural context

MERIT

Use practice-based visual inquiry to **examine** Aotearoa New Zealand's Māori context and another cultural context

EXCELLENCE

Use practice-based visual inquiry to **reflect** upon Aotearoa New Zealand's Māori context and another cultural context





FORMAL CHECK IN	
FORMATIVE ASSESSMENT	
SUMMATIVE ASSESSMENT	

Hand in to see where you are tracking - no grade provided

Grade given - this could change during Summative

Final Submission with final grade (NO RESUBMISSIONS)

TASK 1

PRE MUSEUM VISIT

Exploring Māori Context through Mind Mapping

PART 1

1 x A3 Page

MIND MAP

To help you start your mind map, think of the following points:

- Māori Language (Te Reo Māori)
- Māori Mythology (Mātauranga Māori)
- Māori History and Landmarks
- Traditional Arts and Crafts
- Māori Land and Tribal Structure (Whenua and Iwi)
- Māori Taonga

	Quick Drawings: Add drawings and details
	Comments and Reflections: Include comments or personal reflections around your mind map. Share thoughts, questions, or insights related to each category.
	Creativity and Neatness: Be creative with your drawings and the overall layout of the mind map. Aim for a balance between creativity and clarity.
	Presentation: Your mind map should be clear, organised, and aesthetically pleasing.

PART 2

1 x A3 Page

MUSEUM RESEARCH

To prepare for our upcoming museum visit to the Auckland War Memorial Museum, you will research the museum and the Māori taonga it houses.

	Research the Auckland War Memorial Museum: Explore the official website of the Auckland War Memorial Museum to gather information about its history, mission, and significance.
	Learn About the Māori Taonga Collection: Investigate the Māori taonga collection housed in the museum. Look for information on notable artifacts, their cultural significance, and any special exhibitions or features related to Māori culture.
	Creativity and Neatness: Use a range of media and add observational drawings and images to support your research

Waka

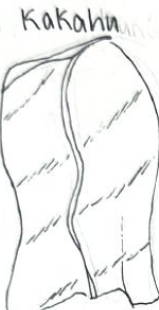


Rākau

- ↳ Kauri
- ↳ Kōwhiri
- ↳ Pounamu
- ↳ Tī Kōwhiri

TANGIBLE

Clothing



Markings

Since the Maori people consider the head to be the most sacred part of the body, whole face tattoos are a symbol of rank, social status, power and prestige.



Birds

- ↳ Tui
- ↳ Moa
- ↳ Kivi



Whakairo



marae

Maori see their marae as their tūrangawaewae - their place to stand and belong. Marae can be used for hui, āhureka, and tangi.



PUKANA

Pukana helps to emphasise the performer's ferocity or passion.



Haka Challenge chant

ancestors-whakapapa

Mātauranga Maori provides us with identity and history.

INTANGIBLE

waita

waita have always played a vital part in Maori life, recording the deeds of ancestors, lamenting losses, calling to a lover or making the birth of an important child.


TRIBE

IWI

Ngāti Tūwharetoa is my Iwi that originates from Te Awa o te Atua.

Myths and legends


Oral traditions have always been an important part of Maori culture and identity, with stories handed down from generation to generation, myths and legends also educate audiences.




Treaty of Waitangi - The treaty is taonga to the Maori culture as it is the founding document of Aotearoa.

Hongi

"Sharing of breath" is a traditional greeting used oftenly with locals welcoming manuhiri.




The Auckland War Memorial Museum was officially opened on December 28, 1929, making it over 90 years old. It showcases a neo-classical architectural style, characterized by its majestic columns and symmetrical design.



The museum features a diverse array of exhibits spanning military history, natural sciences, and cultural heritage. Visitors can explore ancient Maori artifacts, learn about New Zealand's involvement in global conflicts, and discover displays on natural history including dinosaur fossils. The museum also offers interactive experiences, educational programmes and rotating exhibitions, ensuring there is always something new to discover.

AUCKLAND WAR MEMORIAL

Museum



The Auckland War Memorial Museum holds great significance as a tribute to New Zealand's military history and cultural heritage. It stands as a symbol of remembrance for those who have served the nation, while also preserving and showcasing Maori culture and natural history. The museum is built on top of a volcano in the Auckland Domain, it serves as both a landmark and a focal point for community pride and connection. The Auckland Museum is home to over 4.5 million objects.

MUSEUM VISIT

Make sure you complete the following during your visit to the Auckland War Memorial Museum

During our museum visit, students will actively engage with Māori culture by identifying and documenting at least five different Māori taonga. This task involves capturing detailed photos, creating drawings, and reflecting personally on the significance of their museum experience

Photography:

Take clear and detailed photos of each taonga. Ensure that your photos capture important details, craftsmanship, and any accompanying information or labels.

Drawings:

For each taonga, create a detailed drawing that highlights key features. This could include patterns, shapes, and any unique elements that stand out to you.

Personal Reflection:

After exploring the Māori exhibit, find a quiet space in the museum to reflect on your experience. Consider the following questions in your reflection:

- What emotions or thoughts did the Māori taonga evoke in you?
- How do you think these taonga reflect the rich cultural history of the Māori people?
- Did you learn something new or surprising during your visit?
- How has this experience changed or deepened your understanding of Māori culture?

TASK 2

POST MUSEUM VISIT

After our museum visit exploring Māori taonga, you will visually document your findings over two pages.

PART 1

2 x A3 Page

MUSEUM VISIT

Observational Drawings:

Integrate your observational drawings alongside the corresponding photos. Ensure that your drawings capture the unique features and cultural significance of each taonga. You can use lines or arrows to connect drawings to specific photos.

Contact Sheet:

Dedicate a section for a contact sheet containing smaller thumbnail versions of all the photos you captured. This offers a quick overview of your photographic documentation.

Caption or Description:

Beneath each photo and drawing, include brief captions or descriptions. Share insights or interesting facts you observed during your exploration.

PART 1

1 x A3 Page

REFLECTION

Reflection:

Write a reflection discussing your overall experience exploring Māori taonga. Consider the following questions:

- What emotions did the taonga evoke in you?
- Did you discover new aspects of Māori culture during the visit?
- How has this experience influenced your perspective on cultural heritage?

Quotes or Notations:

Include any quotes, notations, or personal thoughts that stood out to you during the visit. This could be related to specific taonga, cultural practices, or your interactions with the exhibit.

Visual Elements:

If you wish, incorporate small visuals or symbols that represent key aspects of your reflection. These could be sketches, icons, or other creative elements.

TASK 3

YOUR CHOSEN CONTEXT

Identifying Your Cultural Context:

Research and reflect on your cultural background. Consider aspects such as heritage, traditions, language, and values. Explore family history, customs, and any significant cultural practices that have influenced you.

Collecting Visual Elements:

Gather photos that represent key elements of your chosen cultural context. This could include family photos, cultural events, traditional clothing, or landmarks associated with your heritage.

Create drawings or sketches that highlight specific symbols, patterns, or elements unique to your cultural identity. These can be based on traditional art, flags, or any visual representation that resonates with your heritage.

Notes and Descriptions:

Include notes explaining the significance of each photo or drawing on your moodboard. Share personal anecdotes, cultural traditions, or any insights that connect the visuals to your identity.

Layout and Composition:

Arrange your photos, drawings, and notes in a visually appealing and coherent manner. Consider the overall aesthetic of your moodboard to ensure it effectively communicates your cultural context.

Reflection on Cultural Identity:

Write a brief reflection on how the process of creating the moodboard deepened your understanding of your cultural identity. Consider how the visual elements chosen represent your connection to your cultural heritage.

POSSIBLE CONTEXTS TO EXPLORE

Japanese Tea Ceremony:

Explore the traditional Japanese tea ceremony, known as "茶道" (sadō) or "茶の湯" (chanoyu). Investigate the cultural significance, rituals, and symbolism associated with this practice.

Chinese Paper Cutting:

Dive into the art of Chinese paper cutting, known as "剪纸" (jiǎnzhǐ). Explore the cultural motifs and symbolism embedded in this traditional craft.

South African Beadwork:

Explore the rich cultural heritage of South African beadwork, a traditional art form that has deep roots in the diverse communities across the country.

Australian Aboriginal Art:

Explore Dreamtime stories from Australian Aboriginal cultures. Investigate the role of storytelling, art, and symbolism in conveying cultural beliefs and history.

Māori Whakairo (Carvings):

Consider exploring Māori whakairo (carvings). Investigate the significance of traditional Māori carving in conveying cultural narratives, genealogy, and spiritual beliefs.

Greek Vases:

Explore the intricate world of ancient Greek vases, renowned for their exquisite craftsmanship and storytelling. Greek pottery offers a window into the daily life, mythology, and artistic achievements of ancient Greece.



To investigate and understand a cultural context of your choice through the creation of a comprehensive mind map.

TASK 3

PART 1

1 x A3 Page

MIND MAP

YOUR CONTEXT

	Quick Drawings: Add drawings and details
	Comments and Reflections: Include comments or personal reflections around your mind map. Share thoughts, questions, or insights.
	Creativity and Neatness: Be creative with your drawings and the overall layout of the mind map. Aim for a balance between creativity and clarity.
	Presentation: Your mind map should be clear, organised, and aesthetically pleasing.

PART 2

2 x A3 Page

YOUR CONTEXT

To deepen your understanding of your chosen cultural context through detailed drawing, note-taking, and additional research.

	Expand on your Mind Map Revisit the mind map you created earlier. Identify areas or aspects that you'd like to explore in more detail. These could be specific traditions, historical events, or cultural practices.
	Drawing and Sketching (Page 1) Dedicate the first half of the first page to detailed drawings or sketches related to your chosen cultural context. Focus on visual representations of significant elements such as traditional attire, architecture, or symbolic objects.
	Notes and Comments Use the second half of the first page for concise notes about specific aspects of your chosen cultural context. This could include historical facts, cultural customs, or interesting anecdotes. Use bullet points, short paragraphs, or a combination of both.
	Dig deeper (Page 2) Dedicate the entire second page to additional research on a particular topic or aspect that stood out during your initial exploration. This could be an in-depth look at a historical event, a specific tradition, or a contemporary issue within the cultural context.

Discover and compare your chosen cultural context with Māori culture through creative visuals and personal reflection. Use a Venn diagram, images, and comments to highlight both the shared elements and unique characteristics of each culture.

TASK 4

COMPARE AND CONTRAST

PART 1	1 x A3 Page	Venn Diagram
--------	-------------	--------------

	Venn Diagram: Create a Venn diagram to visually represent the overlapping and distinct aspects of your chosen cultural context and Māori culture. Identify shared elements in the center, and unique characteristics in the separate circles.
	Add Visuals: Include visuals such as observational symbols, icons, or images that capture key aspects of each culture.
	Comments and Observations: Add comments or short observations around the visuals, explaining the significance of each representation and its cultural context. Highlight similarities and differences you notice.

PART 2	1 x A3 Page	Reflection
--------	-------------	------------

	Reflection: Write a reflection discussing your personal observations and insights gained from the comparative analysis. Consider the following prompts: <ul style="list-style-type: none">What surprised you about the similarities or differences between the cultures?How do the shared elements contribute to a global understanding of cultural diversity?Did this task deepen your appreciation for both cultures?
	Visual Elements: Integrate small visuals or symbols that represent your personal reflections. These could be sketches, icons, or other creative elements that convey your emotional response to the cultural comparison.
	Comments on Personal Connection: Add comments around the visual elements, elaborating on the personal connection you feel to each cultural context. Share any newfound appreciation or understanding that emerged through this task.

ASSESSMENT SCHEDULE

Use Visual Arts practice to explore Aotearoa New Zealand's Māori foundational context and another cultural context		NO. 90912	VERSION: 3
REFERENCE: Visual Arts 1.1	LEVEL: 1	CREDITS: 5	ASSESSMENT: Int

ACHIEVED	MERIT	EXCELLENCE
Use practice-based visual inquiry to explore Aotearoa New Zealand's Māori context and another cultural context	Use practice-based visual inquiry to examine Aotearoa New Zealand's Māori context and another cultural context	Use practice-based visual inquiry to reflect upon Aotearoa New Zealand's Māori context and another cultural context
<p>Criteria:</p> <p>Mind map reflects a basic understanding of the cultural elements explored.</p> <p>Drawings are presentable and show an attempt to capture cultural elements.</p> <p>Includes basic reflections on personal connections.</p> <p>Provides some analysis of the form, style, purpose, and context of the objects investigated.</p>	<p>Criteria:</p> <p>Mind map includes detailed annotations related to observational drawings, adding depth to the visual exploration.</p> <p>Presents work with good organization, clarity, and attention to detail.</p> <p>Demonstrates insightful analysis of the form, style, purpose, and context of the objects.</p> <p>Effectively utilises a variety of recording methods, such as drawings, photos, photocopies, diagrams, notes, video</p>	<p>Criteria:</p> <p>Mind map reflects a comprehensive exploration of Māori terminologies.</p> <p>Mind map reflects a comprehensive exploration of your cultural context</p> <p>Presents work with exceptional organisation, clarity, and attention to detail</p> <p>Exhibits deep and insightful reflections on the cultural significance and connections.</p> <p>Reflects critically on the connections between Māori taonga and personal significant objects.</p>

FORMAL CHECK IN

FORMATIVE GRADE

FINAL GRADE



