

Invader

The invasion has
started. Well it's
actually been going for
a while, let's take a
look at his work.

In the media




Studio Visit



Art4Space














Task 1

As a class watch a presentation on the French Street Artist 'Invader'. You will then use the following steps to create your own 'Invader' inspired pixel invasion piece.

1. Choose one of the pixel emojis AND a pixel art piece on the following pages and make two drawings on graph paper of them using coloured pencils.
2. With what you've learnt from the drawing either choose one of the New Zealand Icons on the next page and turn it into a pixel art drawing on your piece of graph paper along side your first pixel drawing or use your laptop to find a different symbol or emoji to draw as a pixel art.
 - a. You can search your own NZ icon or pixel art pieces for inspiration at home for homework, print them out and bring them along to class.








Task 2

Use the images on the next two slides as prompts then design your own pixel art.

Begin by creating a draft of your idea on graph paper.

Your final design can be sketch on graph paper or created digitally using the resource in the assignment post.



Learner pixel art created in Google Sheets

New Zealand Icons



Object emojis



Resources

- I n v a d e r : W i k i p e d i a
- I n v a d e r : T h e o f f i c i a l w e b s i t e